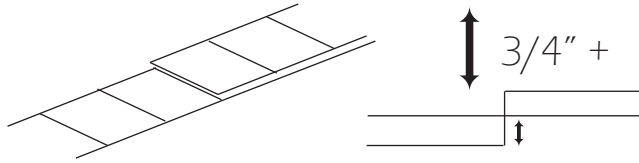


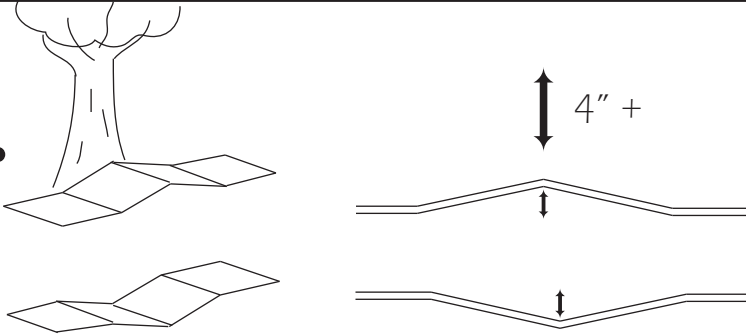
TYPE OF REPAIR

A.



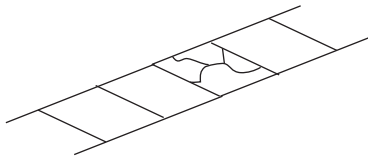
A vertical separation of 3/4" or more

B.



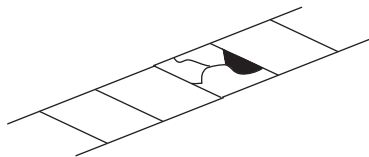
A deviation from the design or construction grade equal to 4" in a ten-foot section

C.



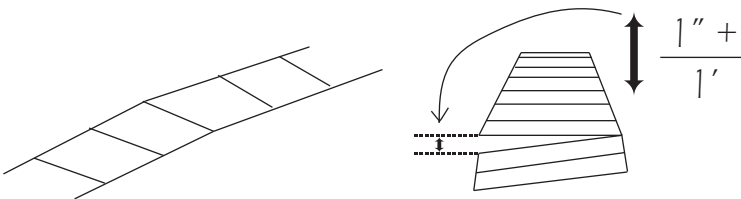
The sidewalk is cracked into 4 or more pieces per 4'x4' section, and sections have a vertical difference of 3/4" or more

D.



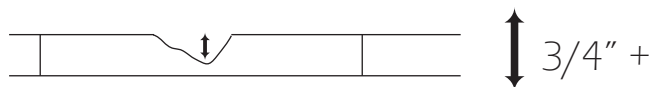
A part of the sidewalk is missing for the whole depth

E.




A side-to-side slope is greater than 1" per foot

F.



Holes or depressions 3/4" or more in depth

G.



A horizontal separation of 3/4" or more